

#### Dati Generali/ General Data

|  |  |   |
|--|--|---|
| Tipo/Type (cod. Catalogo)                                    |  |   |
| Quantità/Number  |  |   |
| Diametro int./Int. diameter (mm)                             |  |   |
| Largh. Fascia/band width (mm)                                |  |   |
| Per settori/For sector<br>Lung. Interna/Internal length (mm) |  |   |
| Tipo Collegamento/Connection Type                            |  |   |
| Monofase<br>Monophase<br><input type="checkbox"/>            | Stella<br>Star<br><input type="checkbox"/> | Triangolo<br>Triangle<br><input type="checkbox"/> |
| Tensione/Voltage (V)   |  |   |
| Potenza/Power (W)  |  |   |
| Tipo Att. Ele (Cod)<br>Electrical Connection Type            |  | Codice/Code                                       |

#### Fori/Holes

|    | Diametro<br>Diameter<br>(mm) | Posizione X<br>Position X<br>(gradi) | Posizione Y<br>Position Y<br>(mm) |
|----|------------------------------|--------------------------------------|-----------------------------------|
| F1 |                              |                                      |                                   |
| F2 |                              |                                      |                                   |
| F3 |                              |                                      |                                   |
| F4 |                              |                                      |                                   |
| F5 |                              |                                      |                                   |
| F6 |                              |                                      |                                   |

#### Cavo Elettrico/Electric Cable

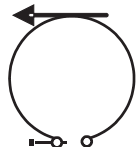


|                           |  |
|---------------------------|--|
| N° Conduttori/ Conductors |  |
| Sezione/ Section (mm)     |  |
| Lunghezza/ Length (mm)    |  |

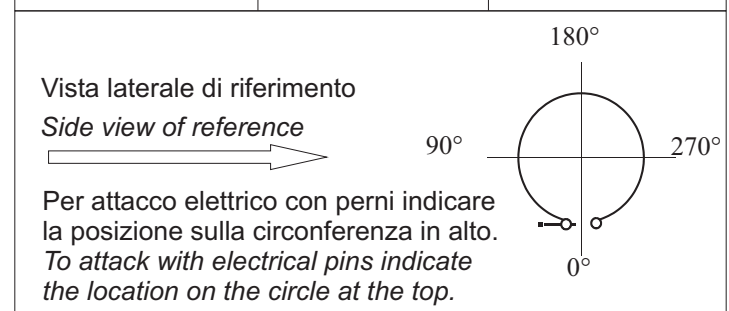
Note e/o Schizzo  
Notes/Design

#### Cave/Pits

|    | Larg<br>Width<br>(mm) | Alt<br>Height<br>(Mm) | Pos X<br>(gradi) | Pos X<br>(gradi) |
|----|-----------------------|-----------------------|------------------|------------------|
| C1 |                       |                       |                  |                  |
| C2 |                       |                       |                  |                  |
| C3 |                       |                       |                  |                  |

#### Posizione Attacco Elettrico Position Attack Power

| Quota/Position X (gradi)  |  |  |
|---|--|--|
| Quota/ Position Y (mm)  |  |  |
| Tangenziale<br>Tangent  | Assiale<br>Axial   | Radiale<br>Radial  |
|  |  |  |
| Verso Tiraggio<br>Towards Draw<br><input type="checkbox"/>                          | Destra<br>Right<br><input type="checkbox"/>  | Orizzontale<br>Horizontal<br><input type="checkbox"/>                                |
| Opposto Tirag.<br>Opposite Draw<br><input type="checkbox"/>                         | Sinistra<br>Left<br><input type="checkbox"/>   | Verticale<br>Vertical<br><input type="checkbox"/>                                    |



Committente/Commissioner

Data/Date

Firma/Signature